

ARIVE

























·JEWELRY·

“Pessoalmente nós utilizamos a aneireira pois com ela é possível saber o tamanho exato do anel para cada dedo. Como não podemos contar com esse recurso, montamos uma tabela que vai te ajudar a tomar essa decisão.”

Não ajuste a folha no momento da impressão. Confira a linha de **3cm** para saber se o arquivo foi impresso da maneira correta.



Obs: Não Ajuste a folha no momento da impressão.

 N°10 1,55cm	 N°11 1,59cm	 N°12 1,61cm	 N°13 1,62cm	 N°14 1,65cm
 N°15 1,69cm	 N°16 1,71cm	 N°17 1,76cm	 N°18 1,8cm	 N°19 1,82cm
 N°20 1,85cm	 N°21 1,88cm	 N°22 1,91cm	 N°23 1,92cm	 N°24 1,99cm
 N°25 2,02cm	 N°26 2,06cm	 N°27 2,08cm	 N°28 2,11cm	 N°29 2,12cm
 N°30 2,19cm	 N°31 2,22cm	 N°32 2,25cm	 N°33 2,3cm	